

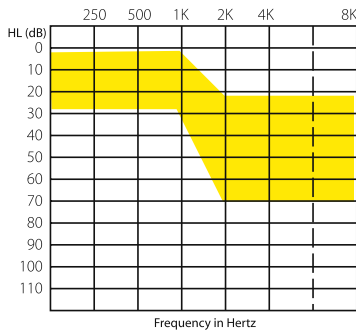
OTE Performance Data

ADSP-2

with feedback management

- Adaptive Feedback Control that counteracts feedback without gain reduction or signal distortion
- Layered Noise Reduction with Syllabic, Environmental and Quick recovery noise management
- Dynamic Contrast Detection Compression to optimize performance
- Low-Level Expansion
- Low Battery warning
- 12 band Gain Adjustment
- Programmable Power-On Delay

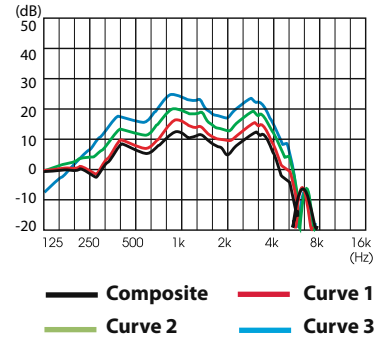
TYPICAL FITTING RANGE



Data listed on this side of the specification sheet applies to GHI OTE Discovery.



The multi-curve analysis shown on the right reflects typical ADSP 2 performance at each of the four memories. The data were gathered using a standard 2cc coupler. Note that the curves were obtained with an input signal of composite noise with an intensity of 65 dB-SPL. The curve with the least amount of overall gain (Composite Curve) represents Memory 1. Curve 3, with the most amount of overall gain, represents Memory 4. The overall frequency response remains constant across memories, and that gain is the only variable.



Composite (memory 1)

Source.....65.0 dB
Peak.....12.9 dB
Peak Frequency.....3,100 Hz
RMS Out72.5 dB
Noise Reduction0.0 dB

Curve 1 (memory 2)

Source.....65 dB
Peak.....16.7 dB
Peak Frequency.....1,000 Hz
RMS Out75.7 dB
Noise Reduction0.0 dB

Curve 2 (memory 3)

Source.....65 dB
Peak.....20.6 dB
Peak Frequency..3,100.0 Hz
RMS Out79.8 dB
Noise Reduction0.0 dB

Curve 3 (memory 4)

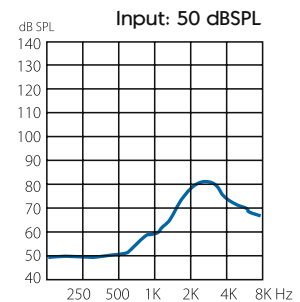
Source.....65.0 dB
Peak.....24.8 dB
Peak Frequency..3,100.0 Hz
RMS Out83.8 dB
Noise Reduction0.0 dB

REAL-EAR DATA

These data display typical real-ear performance with the instrument programmed for free-field fitting and set in Memory 4 (highest gain).

The effects of the free-field venting can be seen with the roll-off at frequencies below 2000 Hz. (which contains most of the noise energy). There is transparent open ear canal resonance, resulting in efficient high frequency gain from 2000 Hz. to beyond 4000 Hz.

Battery Drain0.85 mA
Battery Life (10A) 94 Hrs.

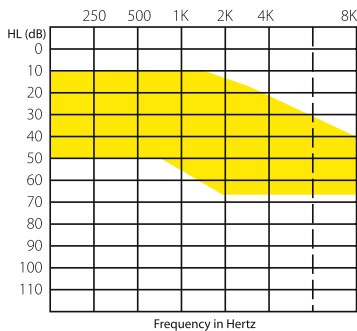


ADSP-2

with feedback management

- Adaptive Feedback Control that counteracts feedback without gain reduction or signal distortion
- Layered Noise Reduction with Syllabic, Environmental and Quick recovery noise management
- Dynamic Contrast Detection Compression to optimize performance
- Low-Level Expansion
- Low Battery warning
- 12 band Gain Adjustment
- Programmable Power-On Delay (default 3 second delay)

TYPICAL FITTING RANGE



Battery Drain0.85 mA
Battery Life (10A) 94 Hrs.

The multi-curve analysis shown on the right reflects typical ADSP 2 performance at each of the four memories. The data were gathered using a standard 2cc coupler. Note that the curves were obtained with an input signal of composite noise with an intensity of 65 dB SPL. The curve with the least amount of overall gain (Composite Curve) represents Memory 1. Curve 3, with the most amount of overall gain, represents Memory 4. The overall frequency response remains constant across memories, and that gain is the only variable.

Composite (memory 1)

Source..... 65.0 dB
Peak..... 7.5 dB
Peak Frequency..... 2,600.0 Hz
RMS Out 66.3 dB
Noise Reduction..... 0.0 dB

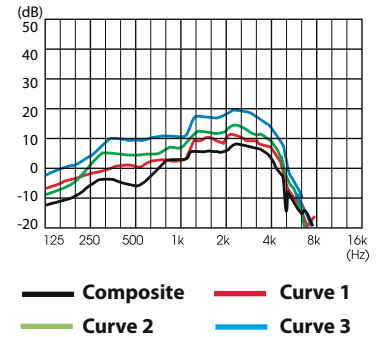
Curve 2, (memory 3)

Source..... 65.0 dB
Peak..... 15.3 dB
Peak Frequency..... 2,500 Hz
RMS Out 73.5 dB
Noise Reduction..... 0.0 dB

Data listed on this side of the specification sheet applies to GHI ITE devices.



ITE Performance Data



Curve 1 (memory 2)

Source..... 65 dB
Peak..... 11.5 dB
Peak Frequency..... 2,430.0 Hz
RMS Out 69.8 dB
Noise Reduction..... 0.0 dB

Curve 3, (memory 4)

Source..... 65.0 dB
Peak..... 19.7 dB
Peak Frequency..... 2,400.0 Hz
RMS Out 77.8 dB
Noise Reduction..... 0.0 dB

